

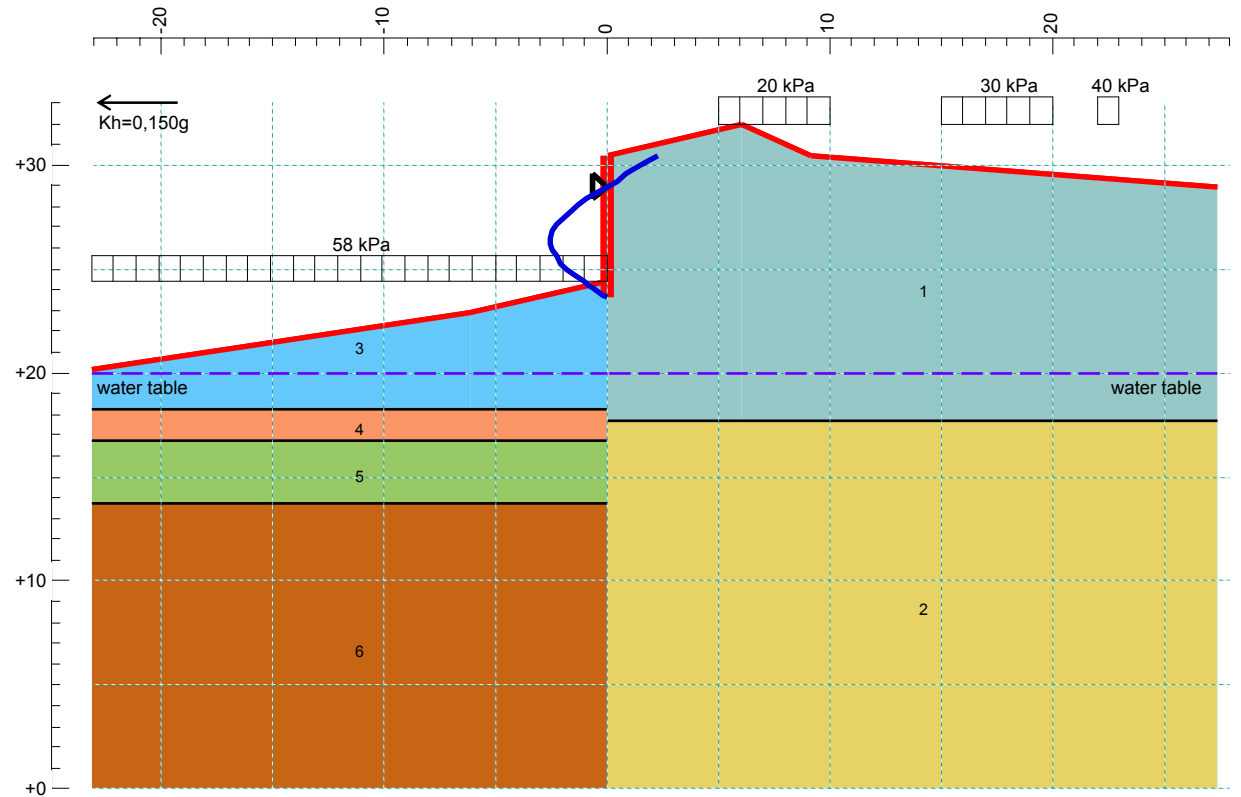
ΕΡΓΟ - PROJECT:

TEST FOR PRE-CWALSHT

problem description: **SUB**

filename: test2.dat

ΕΔΑΦΙΚΑ ΧΑΡΑΚΤΗΡΙΣΤΙΚΑ									
soil pattern no.	saturated unit wt. $\gamma_{sat}$ (kN/m <sup>3</sup> )	moist unit wt. $\gamma_{mst}$ (kN/m <sup>3</sup> )	cohesion intercept c (kPa)	friction angle $\phi$ (°)	wall friction $\delta$ (°)	wall/soil adhesion a (kPa)	factor of safety for soil pressures		
							active	passive	
1	19,61	19,61	2,00	28,0	0,0	0,00	1,00	1,00	
2	20,50	20,50	5,00	29,0	0,0	0,00	1,00	1,00	
3	19,30	19,30	3,00	20,0	10,0	0,00	1,00	1,00	
4	19,60	19,60	1,00	25,0	22,0	0,00	1,00	1,00	
5	21,50	21,50	2,00	30,0	23,0	0,00	1,00	1,00	
6	21,00	21,00	30,00	34,0	24,0	0,00	1,00	1,00	



### ΜΕΘΟΔΟΙ ΥΠΟΛΟΓΙΣΜΟΥ - CALCULATION METHOD

Soil pressure calculation method: Fixed surface wedge method  
Anchored wall design procedure: Free Earth Method

### ΑΠΟΤΕΛΕΣΜΑΤΑ - RESULTS

wall length (m): **6,84**      anchor force (kN/m): **73,4**  
penetration (m): 0,74  
elevation of bottom (m): +23,64

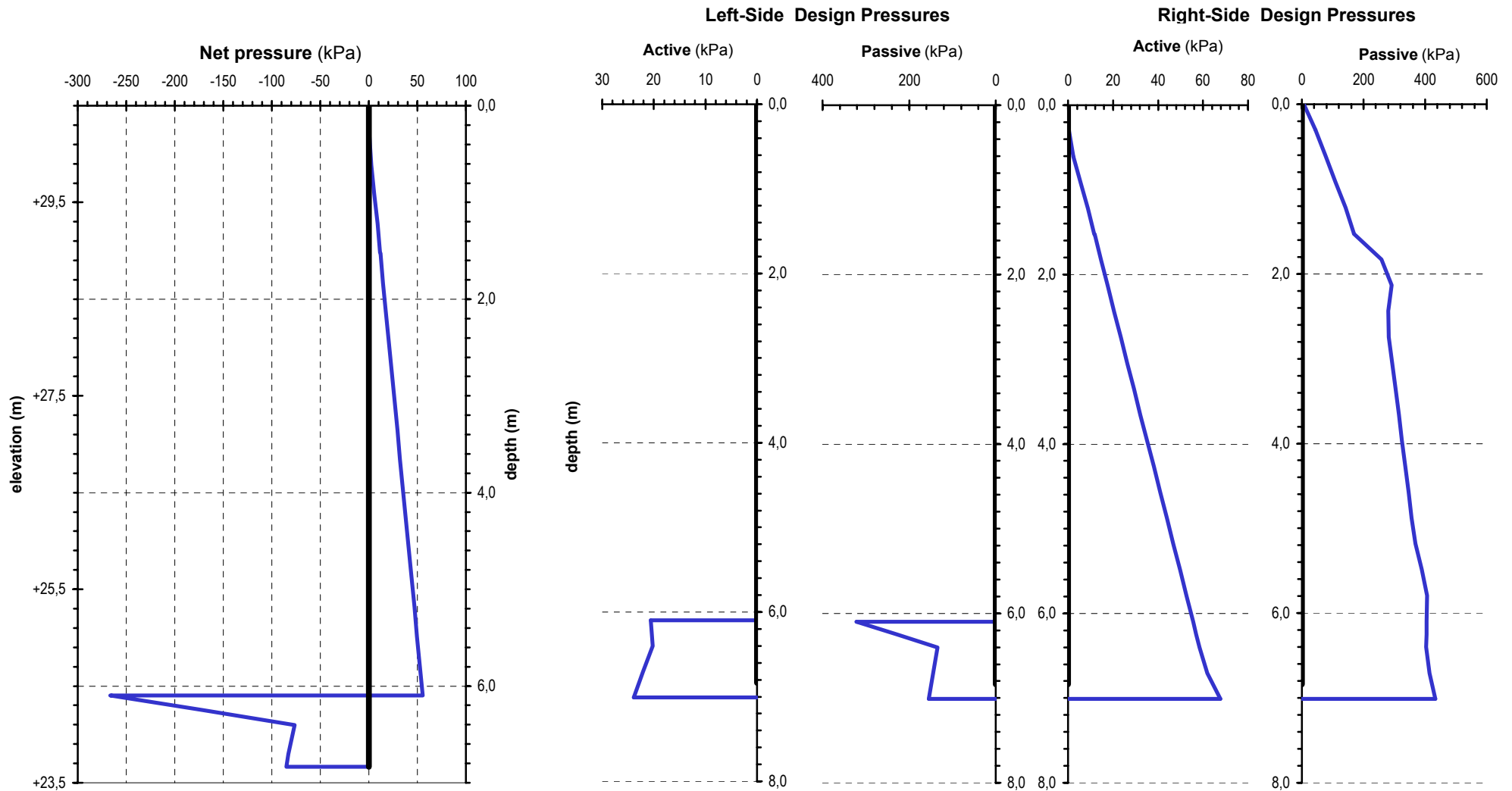
max. bending moment  $M_{max}$  (kNm/m): **-102,2**  
at distance from top of wall (m): 4,27

max. shear force  $Q_{max}$  (kN/m): **87,6**  
at distance from top of wall (m): 6,10

**ΕΡΓΟ - PROJECT:**

**TEST FOR PRE-CWALSHT**

Soil pressure calculation method: Fixed surface wedge method  
 Anchored wall design procedure: Free Earth Method

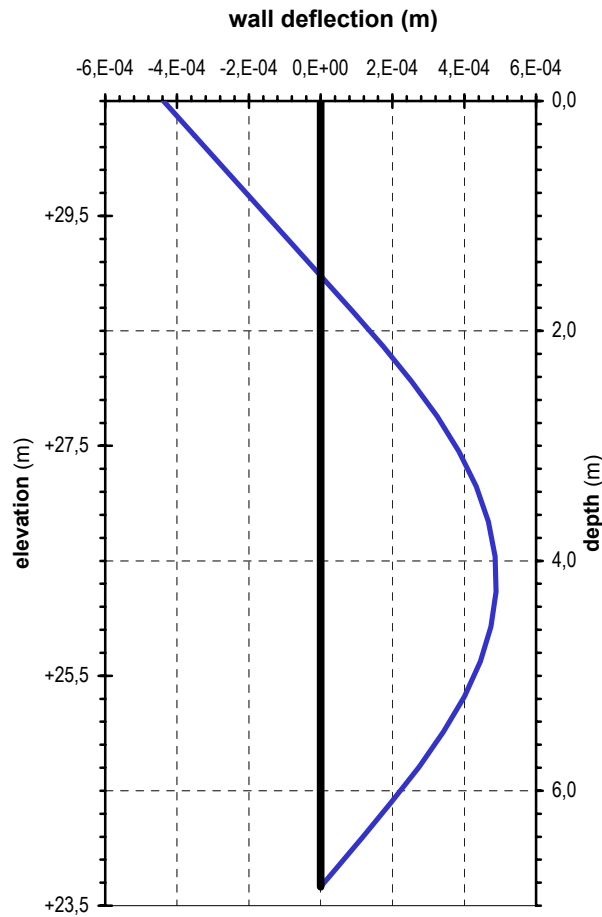


**ΕΡΓΟ - PROJECT:**

**TEST FOR PRE-CWALSHT**

Soil pressure calculation method: Fixed surface wedge method

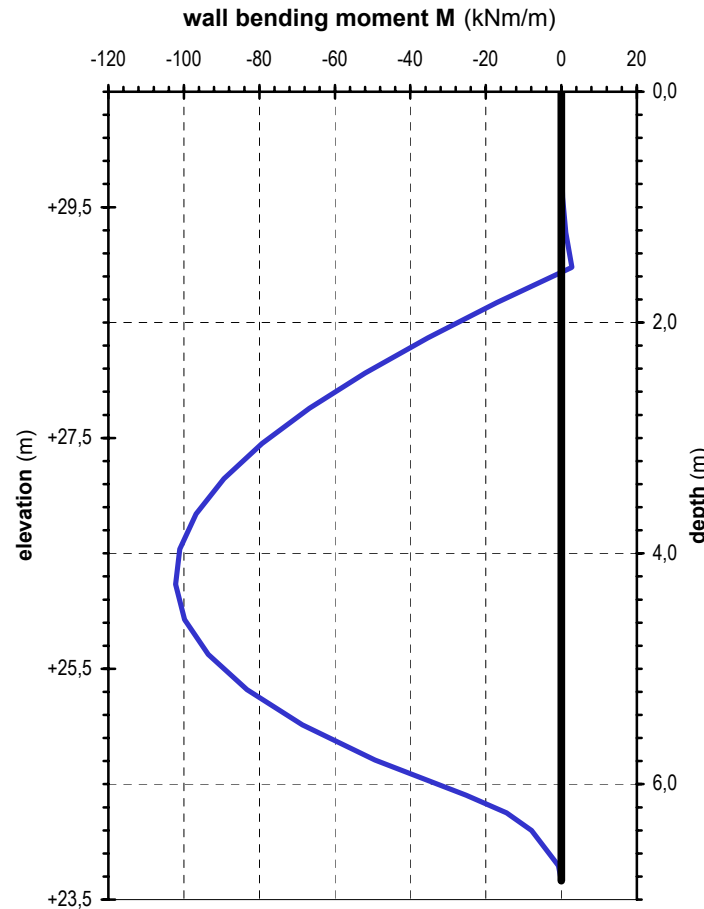
Anchored wall design procedure: Free Earth Method



$EI \text{ (kNm}^2\text{)} = 583.079,6$

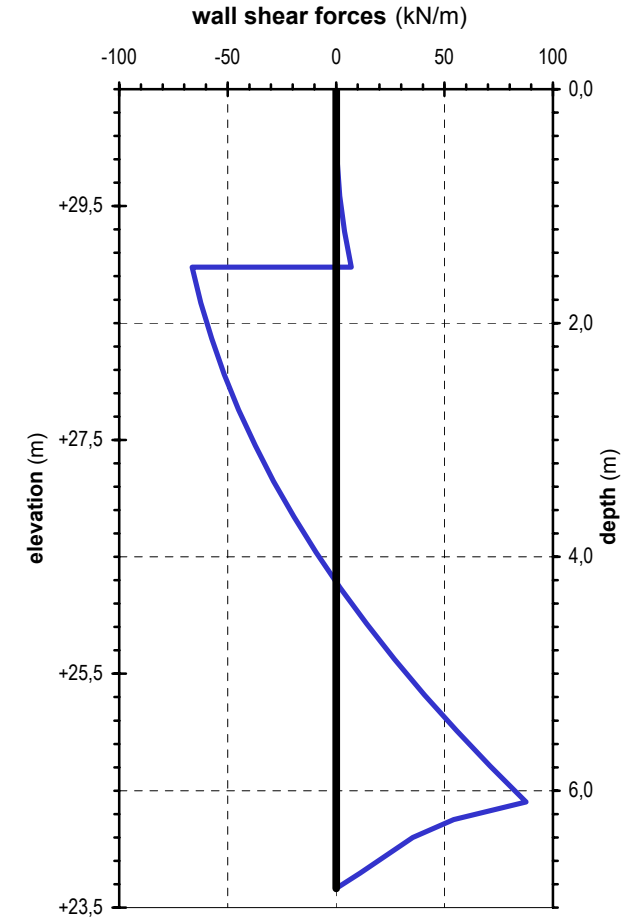
max. / min. deflection U (m): 0,0005 / -0,0004

at distance from top of wall (m): 4,27 / 0,00



max. / min. bending moment M (kNm/m): 2,8 / -102,2

at distance from top of wall (m): 1,52 / 4,27



max. / min. shear force Q (kN/m): 87,6 / -66,4

at distance from top of wall (m): 6,10 / 1,52